




















# PPB & AS Push Buttons

	PPB Illuminated Push Buttons (Narrow/ANSI Size)				AS Push Buttons (ANSI Size)				
Model	PPB-103	PPB-104	PPB-106	PPB-110	AS-1141	AS-1142	AS-1145	AS-1151	AS-1144
									
Switch Contact	Momentary SPDT, 3A 125/250 VDC	Momentary SPDT, 3A 125/250 VDC	Momentary SPDT, 3A 125/250 VDC	Momentary SPDT, 0.1A 125/250 VAC 5A 125/250 VAC	Momentary SPST, 2A/48VDC	Momentary SPST, 5mA/12VDC	Momentary SPST, 5mA/12VDC	Momentary SPDT, 1A/250VAC	Momentary DPDT, 5mA/12VDC
Button	Includes interchangeable Green/Red/Blue handicap lenses PPB-103 includes "EXIT" in English/French PPB-106 includes "EXIT," " PUSH TO EXIT" in English/French/Spanish				Stainless steel	Stainless steel (Large size button option)	Stainless steel (Large size button option)	Stainless steel Bi-color status LED ring	Stainless steel

	AS Push Buttons (ANSI Size)								
Model	AS-500	AS-1135	AS-1147	AS-1149	AS-1152	AS-1153	AS-1156	AS-1157	AS-1158
									
Switch Contact	Momentary DPDT, 5A/125VAC	Momentary DPDT, 5A/125VAC	Momentary DPDT, 5A/125VAC	Momentary DPDT, 5A/250VAC	Momentary DPDT, 5A/125VAC	Momentary DPDT, 5A/125VAC	Momentary DPDT, 5A/125VAC	Momentary DPDT, 5A/125VAC	Momentary DPDT, 5A/250VAC
Button	Blue/Red/Green/White ABS	Green (Red/Blue color option)	Stainless steel (Large size button option)	Green	Red LED illumination	Stainless steel plate with Green rim (Red/Blue rim option)	Green/Red	Green/Red	Green/Red

# PBT Push Buttons (ANSI Size)

Flush Mounted					
	PBT-020B-4	PBT-060B	PBT-160B	PBT-180B	PBT-060BL
Model					
Switch Contact	Momentary DPDT, 5A/125VAC	Momentary DPDT, 5A/250VAC	Momentary DPDT, 5A/125VAC	Momentary DPDT, 5A/125VAC	Momentary DPDT, 5A/250VAC, 6A/24VDC
Button	Stainless steel	Green/Red	Green	Green	Red LED illumination

Flush Mounted				Surface Mounted	
	PBT-020B-2	PBT-020BJ	PBT-020B-LED	PBT-060B-TG	PBT-110-PTE
Model					
Switch Contact	Momentary SPST, 2A/48VDC	Momentary SPST, 5mA/12VDC	Momentary SPDT, 1A/250VAC	Maintained DPDT, 5A/125VAC	Piezo-Electric, 2A/30VDC
Button	Stainless steel	Stainless steel	Stainless steel Bi-color status LED ring	Red	Stainless steel Bi-color status LED ring

EXIT BUTTONS & DEVICES

# PBT Push Buttons (Narrow Size)







EXIT BUTTONS & DEVICES

Flush Mounted						
<b>Model</b>	<b>PBT-020-4</b> 	<b>PBT-025-4</b> 	<b>PBT-026-4</b> 	<b>PBT-010</b> 	<b>PBT-010L</b> 	<b>PBT-020-2</b> 
<b>Switch Contact</b>	Momentary DPDT, 5A/125VAC	Momentary DPDT, 5A/125VAC	Momentary DPDT, 5A/125VAC	Momentary DPDT, 5A/250VAC, 6A/24VDC	Momentary DPDT, 5A/250VAC, 6A/24VDC	Momentary SPST, 2A/48VDC
<b>Button</b>	Stainless steel	Stainless steel	Stainless steel	Green	Red LED illumination	Stainless steel
Flush Mounted						
<b>Model</b>	<b>PBT-200-2</b> 	<b>PBT-025J</b> 	<b>PBT-026J</b> 	<b>PBT-200J</b> 	<b>PBT-020LED</b> 	<b>PBT-200LED</b> 
<b>Switch Contact</b>	Momentary SPST, 2A/48VDC	Momentary SPST, 5mA/12VDC	Momentary SPST, 5mA/12VDC	Momentary SPST, 5mA/12VDC	Momentary SPDT, 1A/250VAC	Momentary SPDT, 1A/250VAC
<b>Button</b>	Stainless steel	Stainless steel	Stainless steel	Stainless steel	Stainless steel Bi-color status LED ring	Stainless steel Bi-color status LED ring
Surface Mounted						
<b>Model</b>	<b>PBT-100-4</b> 	<b>PBT-160</b> 	<b>PBT-080</b> 	<b>PBT-100-LED</b> 	<b>PBT-030</b> 	<b>PBT-120-PTE</b> 
<b>Switch Contact</b>	Momentary DPDT, 5A/125VAC	Momentary DPDT, 5A/125VAC	Momentary SPST, 2A/48VDC	Momentary SPDT, 1A/250VAC	Momentary SPDT, 15A 125/ 250VAC	Piezo-electric, 2A/30VDC
<b>Button</b>	Stainless steel	Green	Stainless steel	Stainless steel Bi-color status LED ring	All active Stainless steel	Stainless steel Bi-color status LED ring






# PBT Push Buttons (European Size)

EXIT BUTTONS & DEVICES

## Flush Mounted

	<b>PBT-800</b>	<b>PBT-450BS</b>	<b>PBT-451BS</b>	<b>PBT-860BS-G</b>	<b>PBT-861BS-B</b>	<b>PBT-8585BS-1</b>
<b>Model</b>						
<b>Switch Contact</b>	Momentary DPDT, 5A/125VAC	Momentary DPDT, 5A/125VAC	Momentary DPDT, 5A/125VAC	Momentary DPDT, 5A/125VAC	Momentary DPDT, 5A/125VAC	Momentary SPST, 5mA/12VDC
<b>Button</b>	Blue/Red/White/Green ABS	Green (Red/Blue color option)	Green (Red/Blue color option)	Stainless steel plate with Green rim(Red/Blue rim option)	Stainless steel plate with Blue rim (Red/Green rim option)	Stainless steel (Raised button option)

## Flush Mounted

	<b>PBT-211UK</b>	<b>PBT-400BS</b>	<b>PBT-430BS</b>	<b>PBT-425BS</b>	<b>PBT-419PTE-LED</b>
<b>Model</b>					
<b>Switch Contact</b>	Momentary DPDT, 5A 125/250 VAC	Momentary DPDT, 5A 125/250 VAC	Momentary DPDT, 5A 125/250 VAC	Momentary SPST, 5mA/12VDC	Momentary SPDT, 1A/250VAC
<b>Button</b>	Green	Green	Stainless steel	Stainless steel	Stainless steel, Bi-color status LED ring
<b>Optional Message</b>	"DOOR RELEASE"	"DOOR RELEASE", "PUSH TO EXIT"	"DOOR RELEASE", "PUSH FOR EXIT"	"DOOR RELEASE"	"DOOR RELEASE"





## Surface Mounted

	<b>PBT-090-4</b>	<b>PBT-170</b>	<b>PBT-090-2</b>	<b>PBT-090-LED</b>
<b>Model</b>				
<b>Switch Contact</b>	Momentary DPDT, 5A/125VAC	Momentary DPDT, 5A/125VAC	Momentary SPST, 2A/48VDC	Momentary SPDT, 1A/250VAC
<b>Button</b>	Stainless steel	Green	Stainless steel	Stainless steel, Bi-color status LED ring





# Infrared & Wireless Exit Devices

EXIT BUTTONS & DEVICES





## Wave Sense Infrared Exit Switches

	RTS-600	RTS-500	RTS-700	RTS-800
Model				
Description	<ul style="list-style-type: none"> <li>• ANSI size</li> <li>• Emergency exit output</li> <li>• Bi-color status LED</li> <li>• Surface mount option <b>RTS-600-S</b></li> <li>• Relay rating 3A 125VAC/30VDC</li> <li>• Sensor range 3 15/16" (10 cm)</li> </ul>	<ul style="list-style-type: none"> <li>• European size</li> <li>• Emergency exit button</li> <li>• Bi-color status LED</li> <li>• Surface mount option <b>RTS-500-S</b></li> <li>• Relay rating 3A 125VAC/30VDC</li> <li>• Sensor range 10 cm</li> </ul>	<ul style="list-style-type: none"> <li>• European size</li> <li>• Bi-color status LED</li> <li>• Relay rating 1A/30VDC</li> <li>• Sensor range 15 cm</li> </ul>	<ul style="list-style-type: none"> <li>• ANSI size</li> <li>• Bi-color status LED</li> <li>• Relay rating 1A/30VDC</li> <li>• Sensor range 5 15/16" (15 cm)</li> </ul>

## Wireless Exit Devices

	S-RC-WPB-025JS	S-TM-WPB-100	S-TM-WPB-025JS	S-TM-WPB-900
Model				
Description	<p><b>Wireless Controller</b> Uses RF code-hopping technology 83 x 62 x 30 mm</p>	<p><b>Remote Transmitter</b> 54.5 x 29.5 x 12 mm</p>	<p><b>Push Button Transmitter</b> 115 x 40 x 32 mm</p>	<p><b>Push Button Transmitter</b> 130 x 130 x 72 mm</p>
Specifications	<ul style="list-style-type: none"> <li>• Input voltage 12 to 24 VDC</li> <li>• Accommodates 15 transmitters</li> </ul>	<p>Battery voltage 12 VDC, Frequency 433.3 MHz, Transmitting distance 50 to 60 meters</p>		

# Door Release Exit Devices & Motion Sensor Switch

Dual Exit Units (Combined Exit Button & Call Point)				
	PBS-P430C1	PBS-P430C2	PBS-P800C1	PBS-P800C2
Model				
Description	<ul style="list-style-type: none"> <li>Stainless steel push button &amp; faceplate</li> <li>Break glass call point</li> </ul>	<ul style="list-style-type: none"> <li>Stainless steel push button &amp; faceplate</li> <li>Resettable call point</li> </ul>	<ul style="list-style-type: none"> <li>Plastic push button</li> <li>Break glass call point</li> </ul>	<ul style="list-style-type: none"> <li>Plastic push button</li> <li>Resettable call point</li> </ul>
Specifications	Horizontal/Vertical installation, Double gang surface back box, Double pole switch, Contact rating 5A 125/250 VAC, LED Indicator, 187.5 x 90 x 40 mm			

	Micro Switch Push Bars			Microwave Motion Sensor Switch
	PBA-860	PBA-860DE	PBA-1860	MCS-425
Model				
Description	<ul style="list-style-type: none"> <li>Non-latching</li> <li>US28/Gloss green finish</li> <li>875 x 66 x 61.5 mm (PBA-600: 600 x 66 x 61.5 mm)</li> </ul>	<ul style="list-style-type: none"> <li>Delay egress</li> <li>Non-latching</li> <li>US28/Gloss green finish</li> <li>875 x 66 x 61.5 mm (PBA-600DE: 600 x 66 x 61.5 mm)</li> </ul>	<ul style="list-style-type: none"> <li>Non-latching</li> <li>US28 finish</li> <li>Bi-color LED indicator</li> <li>875 x 66 x 61.5 mm (PBA-1600: 600 x 66 x 61.5 mm)</li> </ul>	<ul style="list-style-type: none"> <li>Emits microwave energy to detect movement</li> <li>Input voltage 12 to 24VAC/DC</li> <li>Relay rating 3A/120VAC, 3A/24VDC</li> <li>Proximity range up to 7 meters</li> <li>122.5 x 72 x 63 mm</li> </ul>

# Touch Sense Exit Buttons & Back Boxes

EXIT BUTTONS & DEVICES

## Touch Sense Exit Buttons

	BTS-400-ANSI	BTS-486	BTS-115-ANSI	BTS-85UK	BTS-100	BTS-300
<b>Model</b>						
<b>Description</b>	ANSI size	European size	ANSI size	European size	European size	Narrow size
<b>Faceplate/ Housing</b>	Stainless steel	Stainless steel	White plastic	White plastic	White plastic	Stainless steel
<b>LED</b>	Bi-color Red/Green LED ring	Bi-color Red/Green LED ring	Red & Green LEDs	Red & Green LEDs	Red & Green LEDs	Bi-color Red/Green LED ring
<b>Mount</b>	Flush	Flush	Flush Surface mount option <b>BTS-115-S</b>	Flush	Surface	Flush

## Optional Back Boxes for Push/Exit Buttons

	ANSI Size			European Size		Narrow Size
	SMB-050	SMB-101	SMB-750	SMB-86ALU	SMB-86G	SMB-040
<b>Model</b>						
<b>Finish</b>	Stainless steel, Silver	Plastic, Black/White	Metal	Aluminum, Silver	Plastic, Green	Plastic, Black
<b>Dimensions (mm)</b>	116 x 70 x 45	114 x 70 x 30	114 x 70 x 32	85.5 x 85.5 x 38	90 x 90 x 50	115 x 43 x 32






# Push Plate Exit Buttons

## Push Plate Exit Buttons (Stainless Steel Push Plate & Aluminum Back Box)

	PBT-900ALU-1	PBT-900ALU-2	PBT-900ALU-3	PBT-900ALU-4
<b>Model</b>				
<b>Switch Contact</b>	Momentary SPDT, 15A 125/250 VAC	Momentary SPDT, 15A 125/250 VAC	Momentary SPDT, 15A 125/250 VAC	Momentary SPDT, 15A 125/250 VAC
<b>Plastic Back Box Model</b>	PBT-900-1	PBT-900-2	PBT-900-3	PBA-900-4
<b>Dimensions (mm)</b>	115 x 115 x 69.5 (PBT-900-1: 130 x 130 x 72)	115 x 115 x 69.5 (PBT-900-2: 130 x 130 x 72)	115 x 115 x 69.5 (PBT-900-3: 130 x 130 x 72)	115 x 115 x 69.5 (PBT-900-4: 130 x 130 x 72)

## Push Plate Illuminated Exit Buttons (Stainless Steel Push Plate & Plastic Back Box)

## All Function Push Plate

	PBT-925BLED	PBT-926BLED	PBT-930	PBT-940WT	LHS-250
<b>Model</b>					
<b>Switch Contact</b>	Momentary SPDT, 0.5A/120VAC, 1A/24VDC	Momentary SPDT, 0.5A/120VAC, 1A/24VDC	Momentary SPDT, 0.5A/120VAC, 1A/24VDC	Momentary SPDT, 0.5A/120VAC, 1A/24VDC	Momentary DPDT, 5A 125/250 VAC
<b>LED/Description</b>	Bi-color Blue/Red status LED	Bi-color Blue/Red status LED	Bi-color Green/Red status LED	Used with wireless receiver Bi-color Green/Red status LED	All active elbow exit button Bi-color Green/Red status LED
<b>Optional Models</b>	<b>PBT-925GLED</b> (Bi-color Green/Red status LED) <b>PBT-925</b> (No LED, SPDT, 15A 125/250 VAC)	<b>PBT-926GLED</b> (Bi-color Green/Red status LED) <b>PBT-926</b> (No LED, SPDT, 15A 125/250 VAC)	<b>PBT-950</b> ( Bi-color Blue/Red status LED) <b>PBT-920</b> (No LED, SPDT, 15A 125/250 VAC)	<b>BT-960WT</b> (Bi-color Blue/Red status LED)	—
<b>Dimensions (mm)</b>	133 x 133 x 30	133 x 133 x 30	133 x 133 x 30	133 x 133 x 30	250 x 95 x 22