









POWER SUPPLIES









PSB/PSU Series

	Uninterruptible Power Supplies							Mini Power Supply
Model	PSB3A PSB5A	PSU-2A12V-230	PSU100	PSU200N-120 PSU200N-230	PSU310-120 PSU310-230	PSU510-120 PSU510-230	PSU320-12 PSU320-24	PSU18-12TB PSU18-24TB
Model								
Power Supply Type	Linear	Linear	Linear	Linear	Linear	Linear	Switching	Switching
Special Feature	Toroidal transformer	Toroidal transformer	—	Adjustable timer	Built-in red flashing light alarm	Field selectable 12 or 24 VDC output	Red flashing light alarm	Compact size
Input Voltage (VAC)	220 - 240 (Special order 110 to 120)	230	120, 230	120, 230	110, 230	110, 230	100 - 240V 50/60 Hz	100 - 240V 50/60 Hz
Output Voltage (VDC)	3A 13.8V/27.6V 5A 13.8V/27.6V	2A/13.8V (24W)	2A/13.4 (24W) 2A/27.6 (48W)	2A/13.8V (24W)	2A/13.8V (24W)	3A/13.8V (36W) or 2A/27.6V (48W)	3A/13.8V (36W) 2A/27.6V (48W)	1A/12V 0.5A/24V
Status LED	AC, DC, Battery	Power	—	—	DC, Battery	DC, Battery	AC, DC, Battery	Power
Tamper Switch	Yes	No	No	No	No	No	No	No
Emergency Override Input	No	No	No	No	Yes	Yes	Yes	No
Optional Accessories	Power distribution board	—	—	—	—	Power supply modules Board stacker Main power switch	Power supply modules Board stacker	—
Dimensions	12 5/8"x2 13/16"x3 1/2" (320 x 325 x 89.5 mm)	12 3/16"x8 15/16"x3 3/8" (310 x 227 x 86 mm)	8 1/4"x 8 11/16"x3 1/8" (210 x 220 x 80 mm)	12 3/16"x 8 15/16"x 3 3/8" (310 x 227 x 86 mm)	12 3/16"x8 15/16"x3 3/8" (310 x 227 x 86 mm)	13"x13"x 3 3/8" (330 x 330 x 86 mm)	1 2 5/8"x10 15/16"x3 9/16" (321 x 277 x 90 mm)	2 3/16"x1 7/8"x1 9/16" (55 x 48 x 40 mm)
Protection	Low battery voltage Short circuit Reverse battery polarity Overcurrent Thermal overload	Low battery voltage Short circuit Reverse battery polarity Overcurrent Thermal overload	Short circuit Reverse battery polarity Overcurrent Thermal overload	Short circuit Reverse battery polarity Overcurrent Thermal overload	Short circuit Reverse battery polarity Overcurrent Thermal overload	Short circuit Reverse battery polarity Overcurrent Thermal overload	Low battery voltage Short circuit Reverse battery polarity Overcurrent Thermal overload	—

POWER SUPPLIES

PSM Series

High Efficiency Switching Power Supplies

Model	Plug-In Mount	DIN Rail Mount						
	PSM-28T	PSM-01T-4-AC230V	PSM-02-AC230V	PSM-10T	PSM-112S	PSM-224S	PSM-312S	PSM-512S
Model								
Input Voltage (VAC)	100 - 240V 50/60 Hz	230	230	100 - 240V 50/60 Hz	100 - 240	100 - 240	100 - 240	100 - 240
Output 1	12 or 13.8 VDC 1.5A Max.	2A/12VDC	1.5A/12VDC	0.5A/12VDC	1A/13.8VDC	2A/27.6VDC	3A/13.8VDC	5A/13.8VDC
Output 2	12 or 13.8 VDC 1A Max.	0.5A/12VDC	0.5A/12VDC	2A/12VDC	—	—	—	—
Battery Charger	12 or 13.8 VDC 0.3A Max.	—	—	—	0.28A/14.5VDC	0.25A/27.6VDC	0.28A/14.5VDC	0.28V/14.5VDC
Adjustable Timer (Sec)	0~45	0~75	—	0~75	—	—	—	—
Weight (Kg)	0.22	1	0.95	0.35	0.25	0.34	0.34	0.35
Dimensions	5 1/16" x 2 7/8" x 2" (129 x 73 x 50 mm)	6 3/16" x 3 7/8" x 2 11/16" (157.5 x 99 x 68 mm)	6 3/16" x 3 7/8" x 2 11/16" (157.5 x 99 x 68 mm)	5 1 / 1 6 " x 2 7/8" x 2" (129 x 73 x 50 mm)	4 13/16" x 3 15/16" x 2 1/16" (122 x 100 x 68mm)	4 13/16" x 3 15/16" x 2 1/16" (122 x 100 x 68mm)	4 13/16" x 3 15/16" x 2 1/16" (122x100x68mm)	4 13/16" x 3 15/16" x 2 1/16" (122x100x68mm)