


# Electric Strikes

## GK231/233/236 Series

### Strong, Durable, Preload Solution



Terminal block connector for easy and quick installation



**GK233M-R**  
with R-OA  
faceplate



**GK231M-L**  
with L-SA  
faceplate



**GK236M-R**  
with S-SA  
faceplate



**GK236M-L**  
with L-SA  
faceplate



GK236M features an external keeper that allows the latch bolt to easily slide into or out of the strike cavity without frame cutting.

**NF S 61-937**



The GK231/233/236 series European electric strike has a robust stainless steel construction and is designed with its high preload release capability. It opens electrically with up to 500 lbs of preload that allows smooth operation under varying loads on the doors and overcomes door preload problems, such as air-conditioning pressure, warped doors, or heavy weather stripping seals.

#### Standard Features

- Stainless steel construction
- Static strength 1,500 lbs (680Kg)
- Up to 500 lbs (227Kg) of preload
- Fail-safe
- Handed (Specify when ordering)
- Endurance over 250,000 cycles
- Works with cylindrical locksets or European latches

#### Patents, Approvals, and Listings

- NF S 61-937 compliant (GK231, GK233)
- Fire resistance testing standards BSEN 1634-1:2014 and BSEN 1363-1: 2012 compliant (GK231M)

#### GK231/233 Special Features

- Optional latch & lock monitor
- Adjustable keeper (For GK233/233M)
- Reversible faceplate included (Round or square corner faceplate option available)
- Works with cylindrical locksets

#### GK236M Special Features

- Lock monitor
- Adjustable keeper
- No frame cutting required
- Recommended for use on wood doors
- Reversible faceplate included (4 Faceplate options available)

## GK231/233/236 Series European Electric Strikes

Models	Voltage (VDC)	Latch Throw (mm)	Preload (Side Load) 500 lbs.	Mode	Plug-in Terminal Block	Adjustable Keeper	Monitoring Output	Handed
GK231	24	15	●	Fail-safe	●	—	—	●
GK231M	12 or 24						Lock monitor Latch monitor	
GK233	24	11	●	Fail-safe	●	●	—	●
GK233M	12 or 24						Lock monitor Latch monitor	
GK236M	12 or 24	11	●	Fail-safe	●	●	Lock monitor	●

## Faceplate Options



P-FP-GK236-S-OA

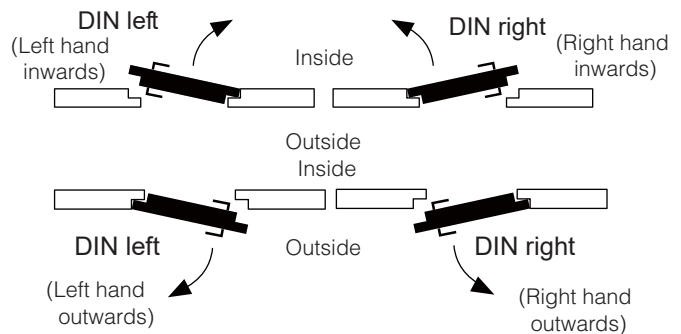
P-FP-GK236-L-SA

Models	Description
<b>For GK231/233 electric strikes</b>	
P-FP-GK231-R/L-OA	Round corner faceplate
P-FP-GK231-R/L-SA	Square corner faceplate
<b>For GK236M electric strike</b>	
P-FP-GK236-L-OA	Round corner deadbolt faceplate
P-FP-GK236-L-SA	Square corner deadbolt faceplate
P-FP-GK236-S-OA	Round corner faceplate
P-FP-GK236-S-SA	Square corner faceplate

## Handing of Door

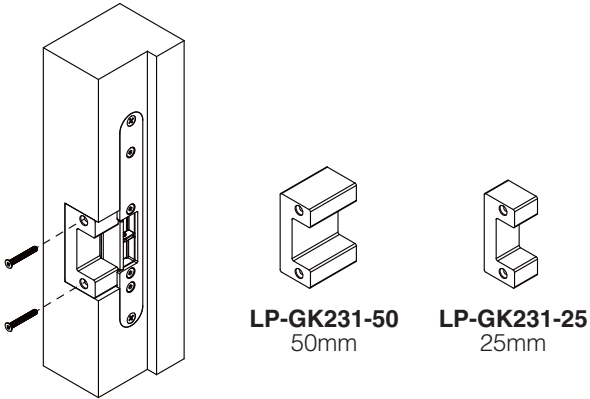
Door handing is determined from the side of the door where the hinges are visible, according to the German standard DIN 107.

Stand facing the door on the hinge/pull side. If the hinge is on the right, the door is considered to be DIN right. If the hinge is on the left, then the door is considered to be DIN left.



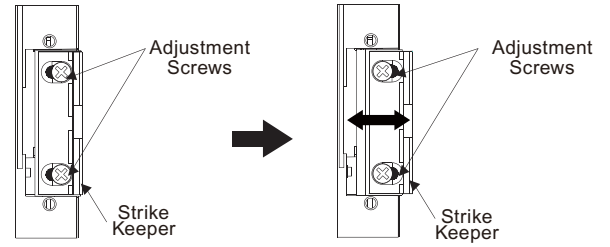
## Optional Lip Extensions

(For GK231/231M/233/233M)



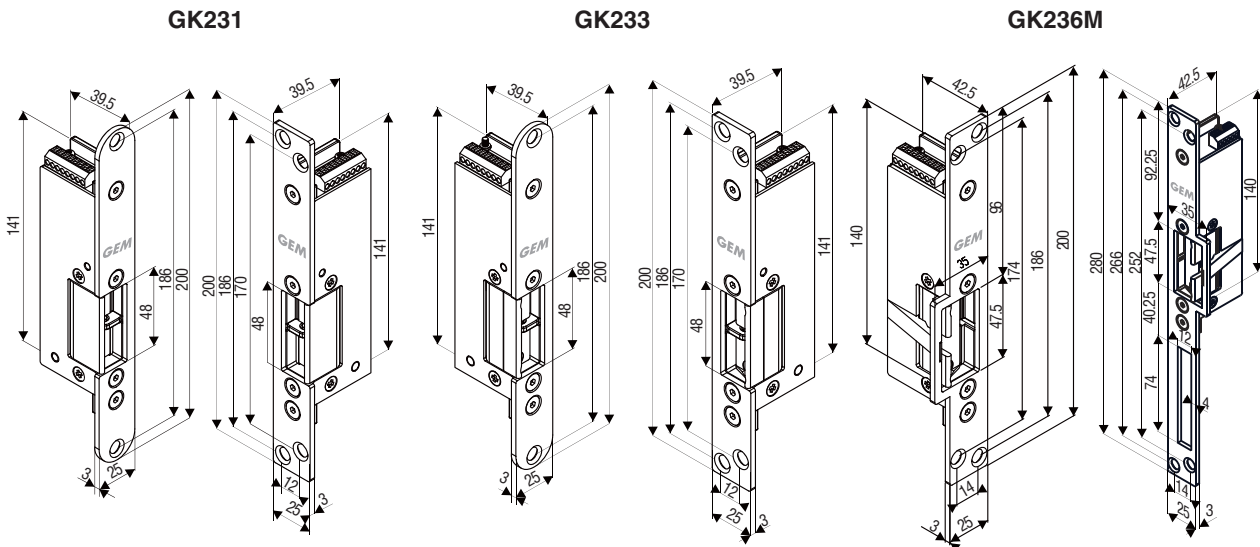
## Adjustable Keeper

(For GK233/233M/236M)



The keeper can be moved horizontally to compensate for installation difficulties such as warped doors. (Maximum adjustable range: 3mm)

## Dimensions



### Warranty

The product is warranted against defects in material and workmanship while used in normal service for a period of 3 years from the date of sale to the original client. The GEM policy is one of continual development and improvement; therefore GEM reserves the right to change specifications without notice.