



LED Indicator Lights

Narrow Stile, Robust, Convenient



TLM-100TB



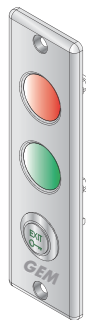
TLM-200TB



TLM-300S

The TLM series LED indicators are compatible with any access control systems. The red and green LED indicator provide visual identification when the door is locked or unlocked. All of the TLM indicators operate at 12/24 VDC and can be either mortise or surface mounted. The TLM-300 and TLM-600-4 models are also designed with an exit button to release an electrified lock.


Features



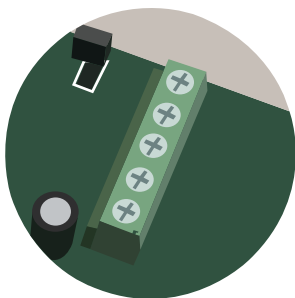
All in One
Exit Button and LED Indicator in one



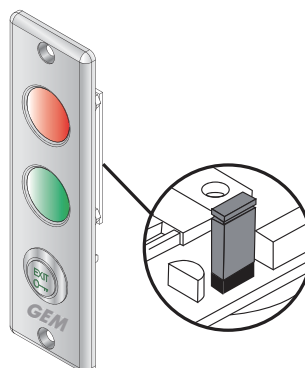
12/24 VDC
Dual Voltage



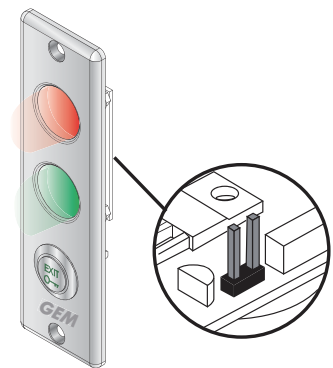
All range available in
Surface & Flush mount



The TB Models have **Terminal Blocks** which made wiring simpler.



Select **Solid** or **Flashing** LED with jumper setting



TLM Series LED Indicator Lights

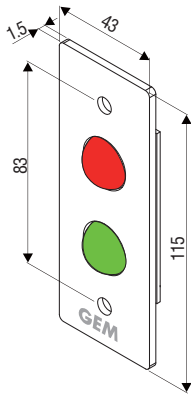
Models	Voltage (VDC)	Exit Button	2 LED (Red & Green)	Terminal Block	Mount	Faceplate Construction
Narrow size						
TLM-100TB	12-24	—	●	●	Flush	Stainless steel
TLM-100TBS	12-24	—	●	●	Surface	Stainless steel
TLM-300	12/24	●	●	—	Flush	Zinc alloy w/ powder coating
TLM-300S	12/24	●	●	—	Surface	Zinc alloy w/ powder coating
TLM-400	12/24	—	●	—	Flush	Zinc alloy w/ powder coating
TLM-400S	12/24	—	●	—	Surface	Zinc alloy w/ powder coating
TLM-600-4	12/24	●	●	—	Flush	Stainless steel
TLM-600S-4	12/24	●	●	—	Surface	Stainless steel
TLM-600N	12/24	—	●	—	Flush	Stainless steel
TLM-600NS	12/24	—	●	—	Surface	Stainless steel
European size						
TLM-200TB	12-24	—	●	●	Flush	Stainless steel
TLM-200TBS	12-24	—	●	●	Surface	Stainless steel

Optional Back Boxes

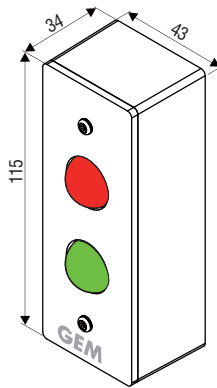
Models	Dimensions (mm)	Compatible Models	Body Construction
Narrow size			
SMB-040	115x43x32	TLM-100TB	ABS
SMB-600	140x40x35	TLM-600N, TLM-600-4	Zinc alloy
European size			
SMB-86AU-03	85.5x85.5x38	TLM-200TB	Aluminum w/ Chromium plating

Dimensions All dimensions in mm

TLM-100TB



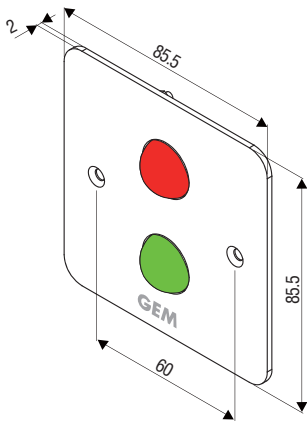
TLM-100TBS



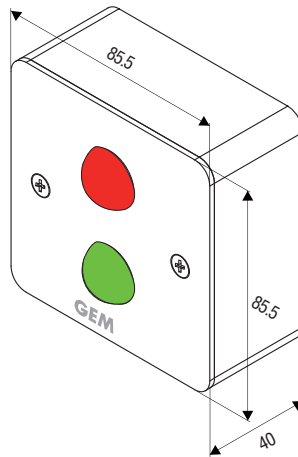
SMB-040
115x43x32



TLM-200TB



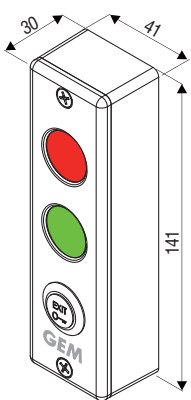
TLM-200TBS



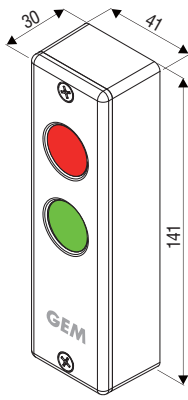
SMB-86AU-03
85.5x85.5x38



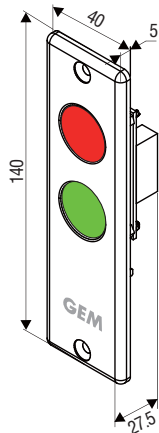
TLM-300
TLM-300S



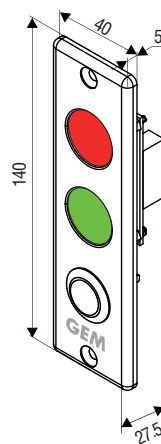
TLM-400
TLM-400S



TLM-600N
TLM-600NS



TLM-600-4
TLM-600S-4



SMB-600
140x40x35



Warranty

The product is warranted against defects in material and workmanship while used in normal service for a period of 1 year from the date of sale to the original customer. The GEM policy is one of continual development and improvement; therefore GEM reserves the right to change specifications without notice.