

RTS Series Wave Sense Infrared Exit Devices

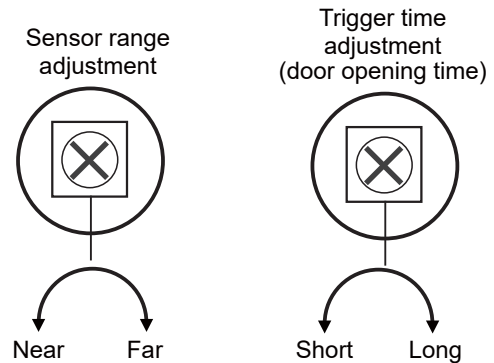
RTS-850 / RTS-860 / RTS-870 / RTS-880

Installation Instructions

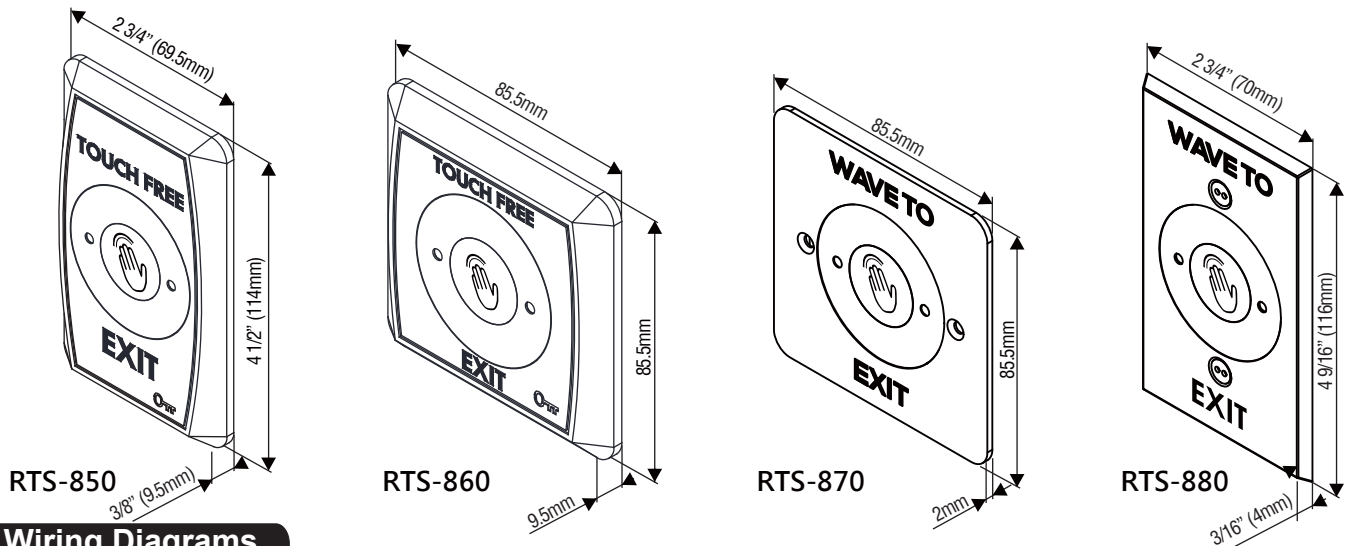
Specifications

- Operating Voltage: 12~24VDC
- Current Draw: Pull in 20mA/12VDC; Holding 30mA/12VDC
Pull in 30mA/24VDC; Holding 40mA/24VDC
- Relay Rating: 1A/125VAC, 2A/30VDC
- Operating Temperature: -10~+70°C
- Ambient Humidity: 5~95%
- Dual LED Status Indicator: Standby (Red), Active (Green)
- IR Sense Technology: Active with wave of the hand
- Sensor Range: 3~15 cm
- Adjustable Output Time: 1~60 seconds
- Faceplate Finish: RTS-850/860: Plastic ABS
RTS-870/880: Stainless Steel

Adjusting Sensor Range & Trigger Time



Dimensions

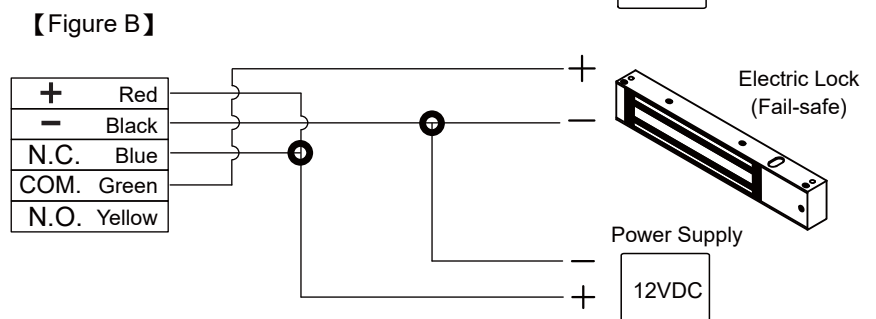
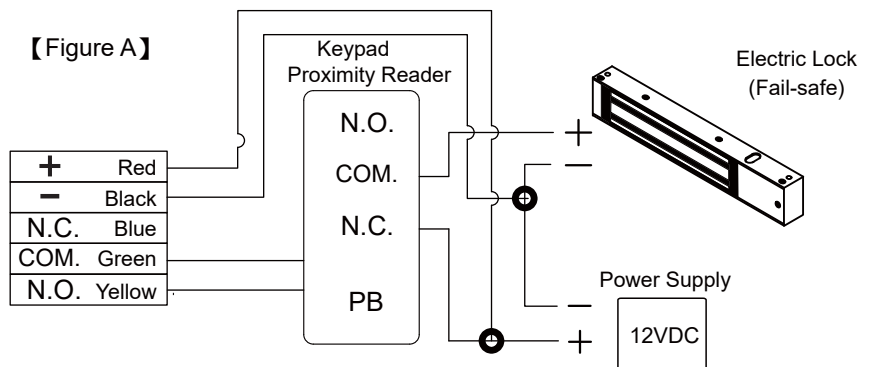


Wiring Diagrams

The RTS series wave sense infrared exit device includes one set of output contacts NC/NO/COM. It can be connected to an access control device (e.g. keypads or proximity readers) as shown in Figure A or can directly control electric locks (e.g. maglocks or electric strikes) as shown in Figure B.

In Figure A, the RTS series connects to the Request-to-Exit input terminal of the access control system. Relay output time can be reduced to a minimum of 0.5 seconds.

In Figure B, the RTS series controls a fail-safe locking device. When connecting with a fail-secure lock, wire to the NO contact. Relay output time is door opening time.



Caution:
To avoid wire burning, do not exceed maximum relay rating: **1A/30VDC**.